

# RAYALASEEMA UNIVERSITY

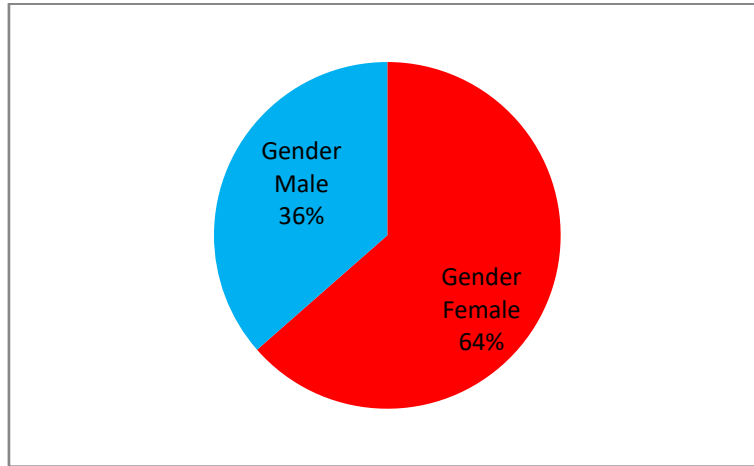
(A State University, Accredited with "B" Grade by NAAC)

KURNOOL – 518 002 (A.P)

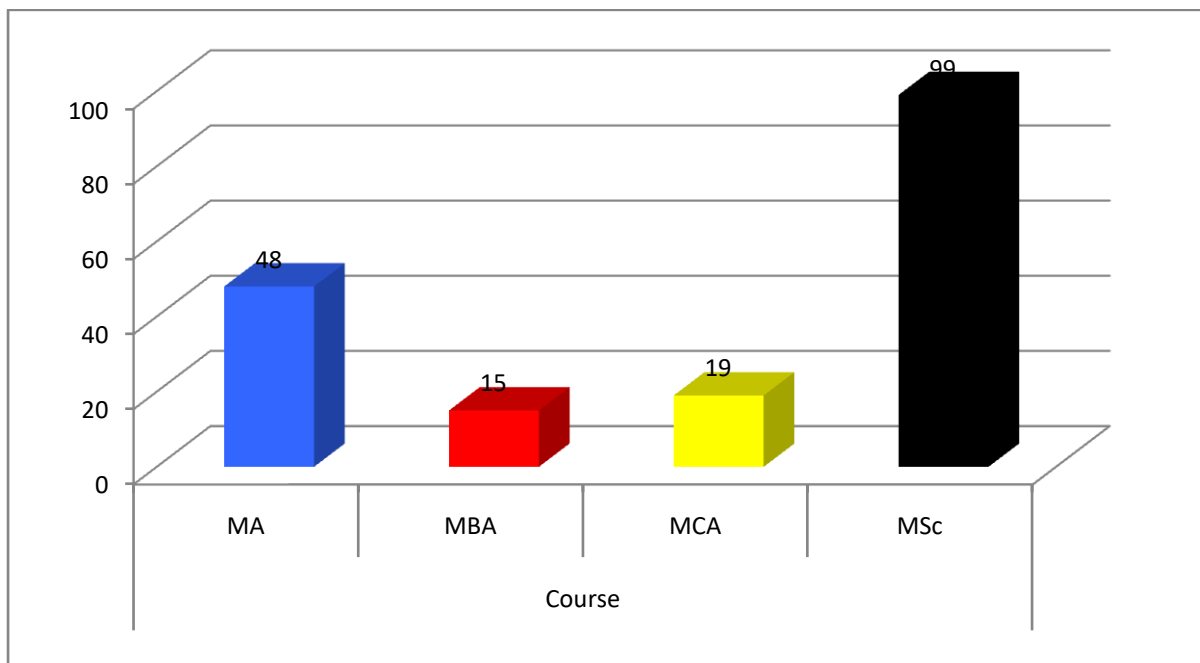


A report on  
**STUDENT SATISFACTORY SURVEY**  
2018-19

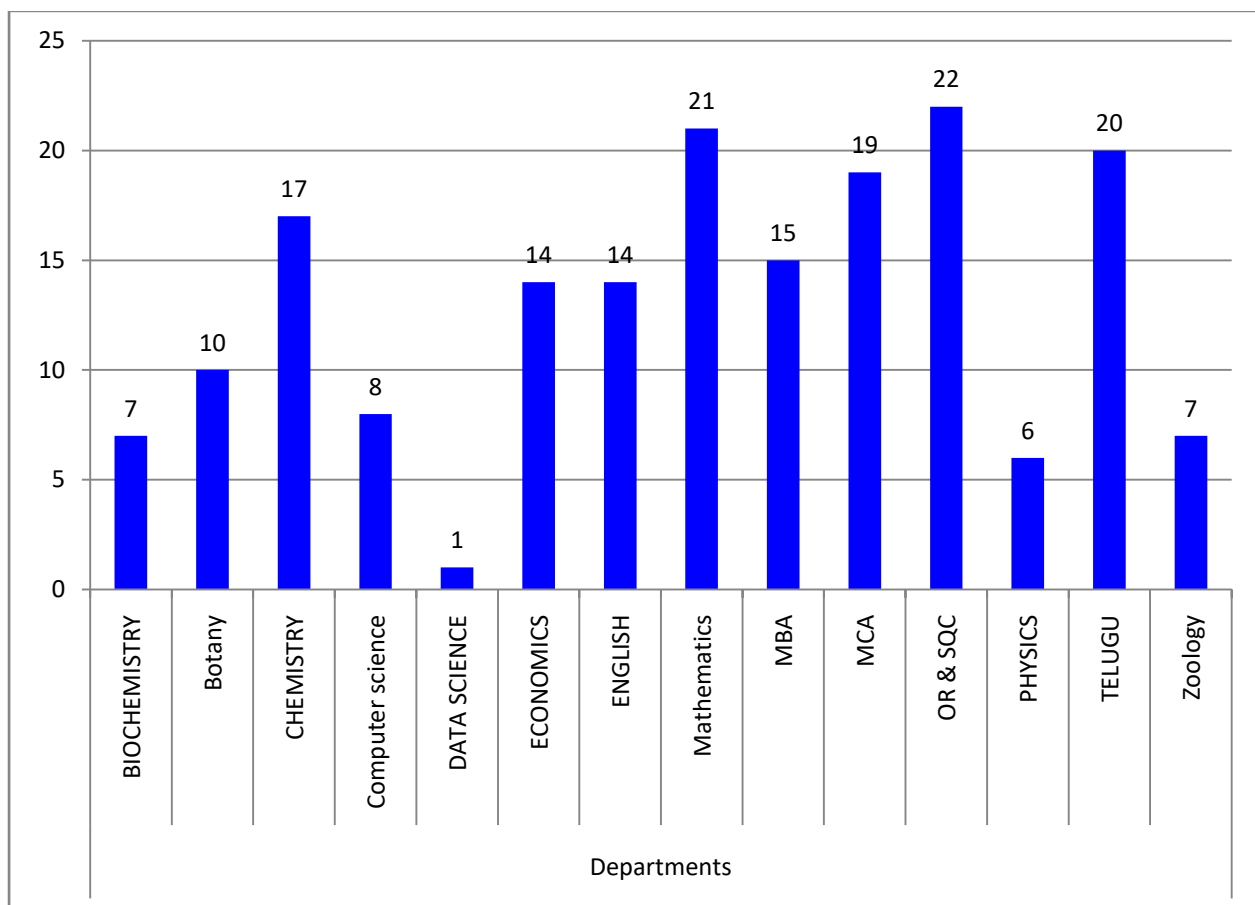
		Frequency	Percent
<b>Gender</b>	Female	115	63.5
	Male	66	36.5
	Total	181	100.0



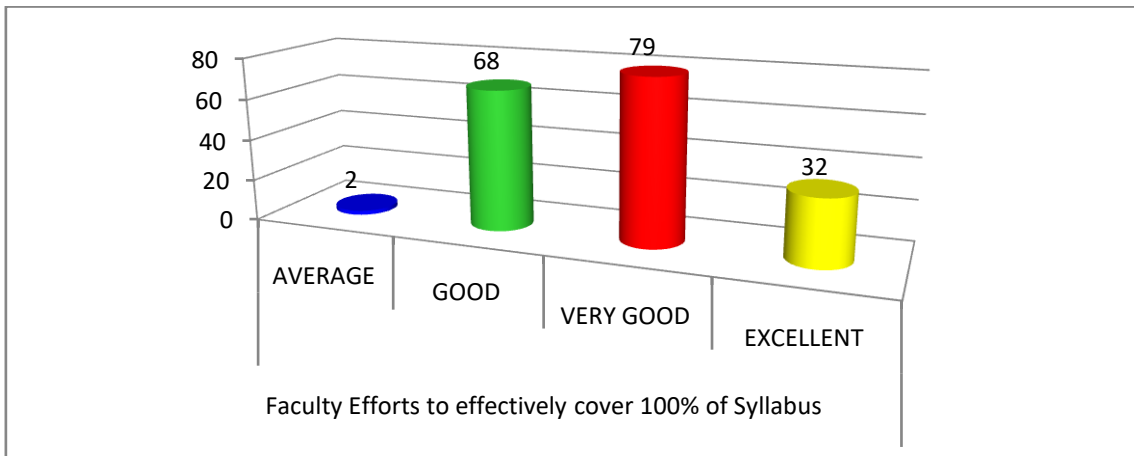
		Frequency	Percent
<b>Course</b>	MA	48	26.5
	MBA	15	8.3
	MCA	19	10.5
	MSc	99	54.7
	Total	181	100.0



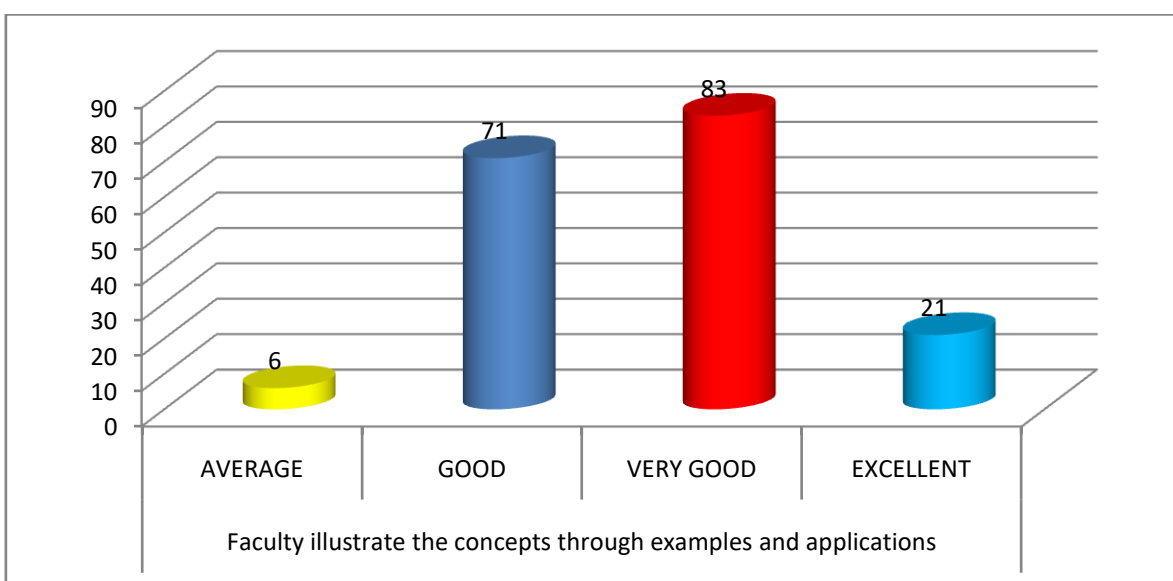
		Frequency	Percent
<b>Departments</b>	BIOCHEMISTRY	7	3.9
	Botany	10	5.5
	CHEMISTRY	17	9.4
	Computer science	8	4.4
	DATA SCIENCE	1	.6
	ECONOMICS	14	7.7
	ENGLISH	14	7.7
	Mathematics	21	11.6
	MBA	15	8.3
	MCA	19	10.5
	OR & SQC	22	12.2
	PHYSICS	6	3.3
	TELUGU	20	11.0
	Zoology	7	3.9
	Total	181	100.0



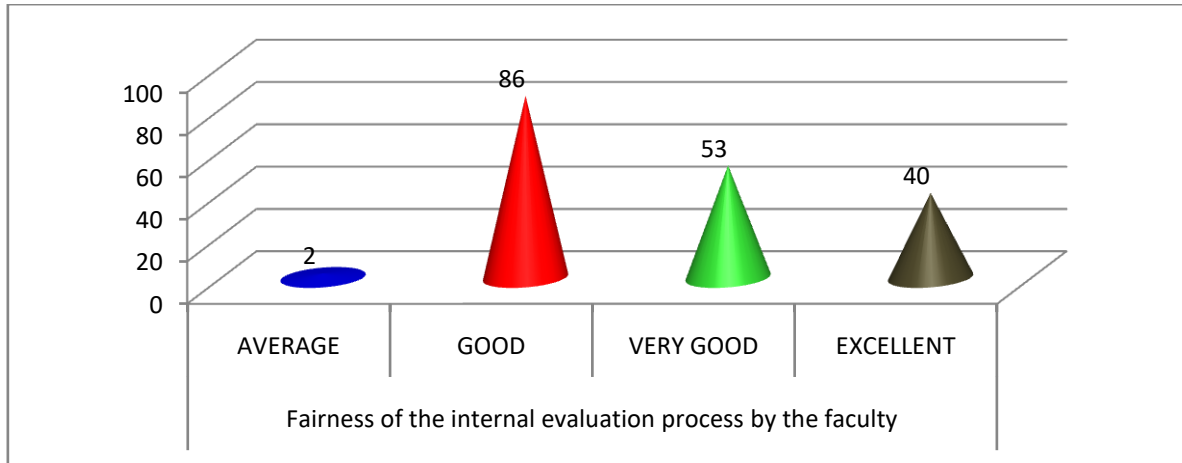
		Frequency	Percent
<b>Faculty Efforts to effectively cover 100% of Syllabus</b>	AVERAGE	2	1.1
	GOOD	68	37.6
	VERY GOOD	79	43.6
	EXCELLENT	32	17.7
	Total	181	100.0



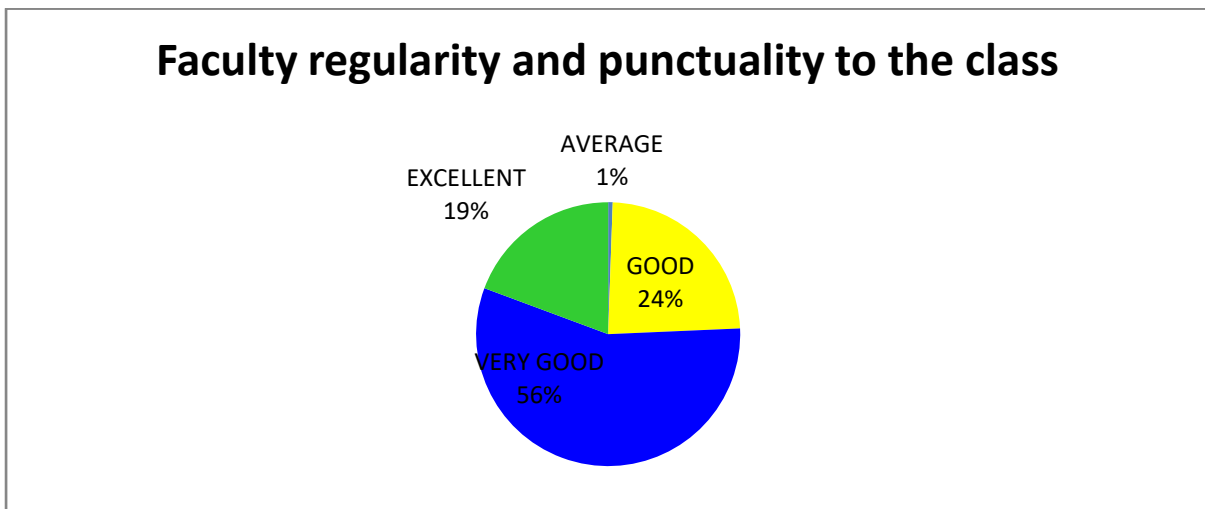
		Frequency	Percent
<b>Faculty illustrate the concepts through examples and applications</b>	AVERAGE	6	3.3
	GOOD	71	39.2
	VERY GOOD	83	45.9
	EXCELLENT	21	11.6
	Total	181	100.0



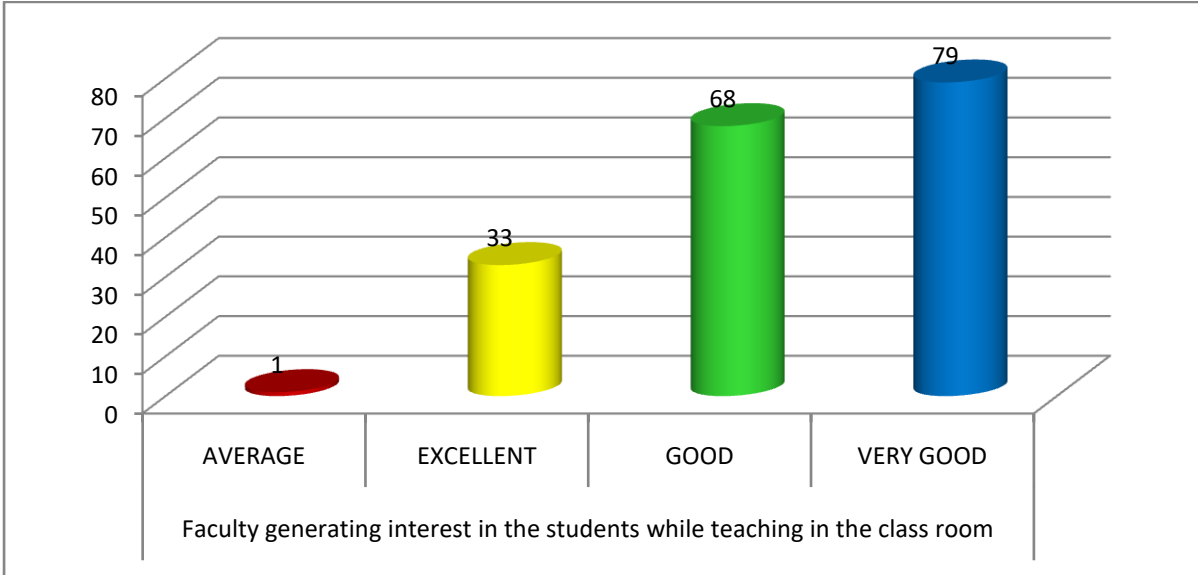
		Frequency	Percent
<b>Fairness of the internal evaluation process by the faculty</b>	AVERAGE	2	1.1
	GOOD	86	47.5
	VERY GOOD	53	29.3
	EXCELLENT	40	22.1
	Total	181	100.0



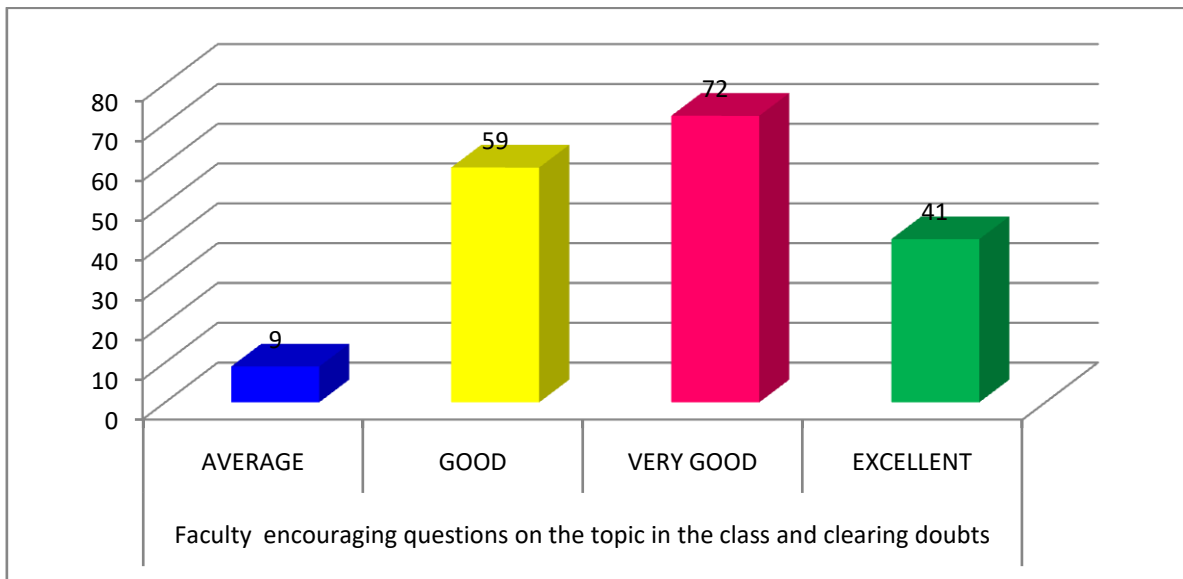
		Frequency	Percent
<b>Faculty regularity and punctuality to the class</b>	AVERAGE	1	.6
	GOOD	43	23.8
	VERY GOOD	102	56.4
	EXCELLENT	35	19.3
	Total	181	100.0



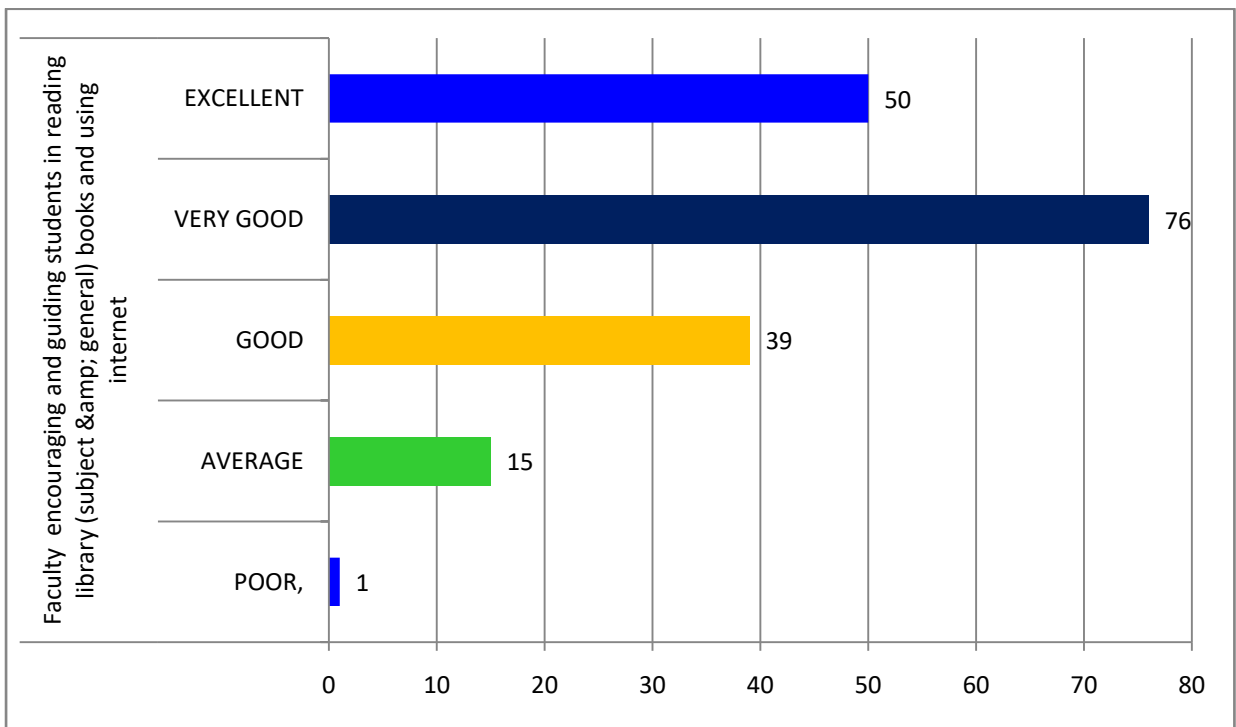
		Frequency	Percent
<b>Faculty generating interest in the students while teaching in the class room</b>	AVERAGE	1	.6
	EXCELLENT	33	18.2
	GOOD	68	37.6
	VERYGOOD	79	43.6
	Total	181	100.0



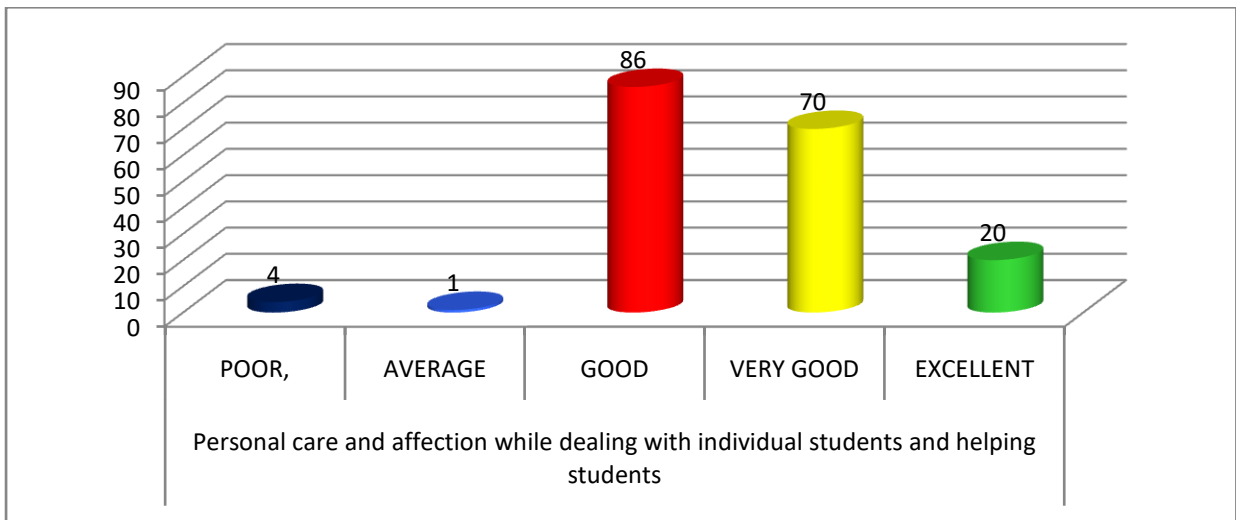
		Frequency	Percent
<b>Faculty encouraging questions on the topic in the class and clearing doubts</b>	AVERAGE	9	5.0
	GOOD	59	32.6
	VERY GOOD	72	39.8
	EXCELLENT	41	22.7
	Total	181	100.0



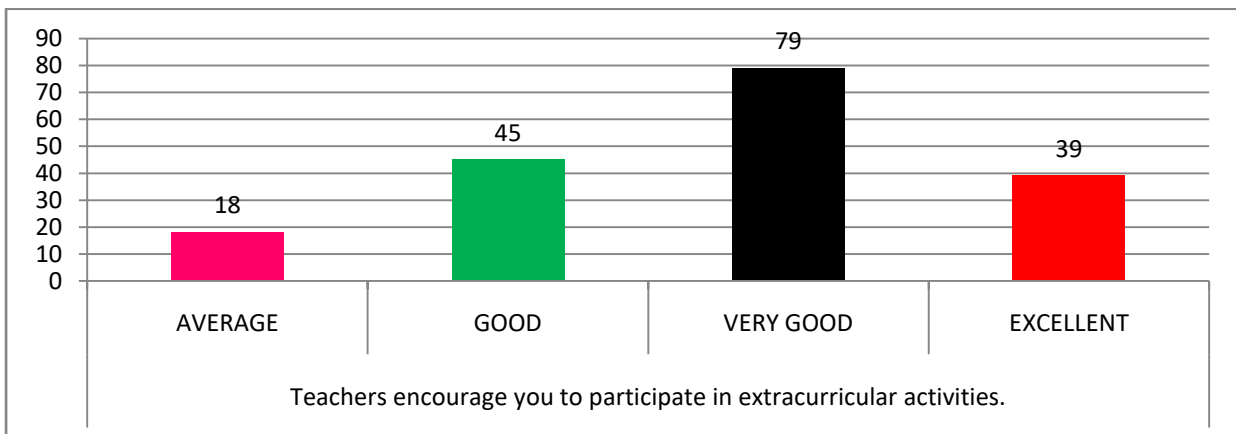
		Frequency	Percent
<b>Faculty encouraging and guiding students in reading library (subject &amp; general) books and using internet</b>	POOR,	1	.6
	AVERAGE	15	8.3
	GOOD	39	21.5
	VERY GOOD	76	42.0
	EXCELLENT	50	27.6
	Total	181	100.0



		Frequency	Percent
<b>Personal care and affection while dealing with individual students and helping students</b>	POOR,	4	2.2
	AVERAGE	1	.6
	GOOD	86	47.5
	VERY GOOD	70	38.7
	EXCELLENT	20	11.0
	Total	181	100.0

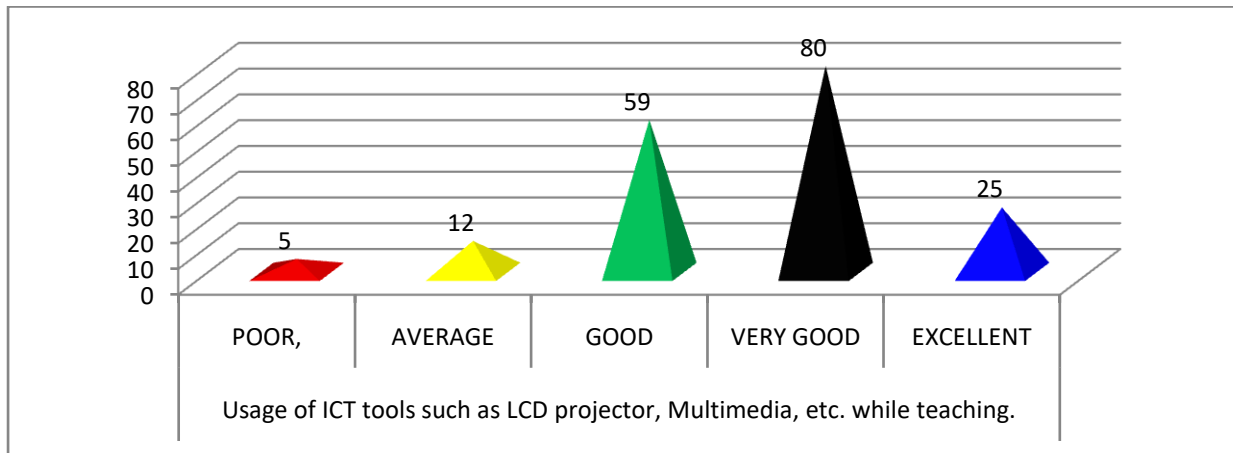


		Frequency	Percent
<b>Teachers encourage you to participate in extracurricular activities.</b>	AVERAGE	18	9.9
	GOOD	45	24.9
	VERY GOOD	79	43.6
	EXCELLENT	39	21.5
	Total	181	100.0





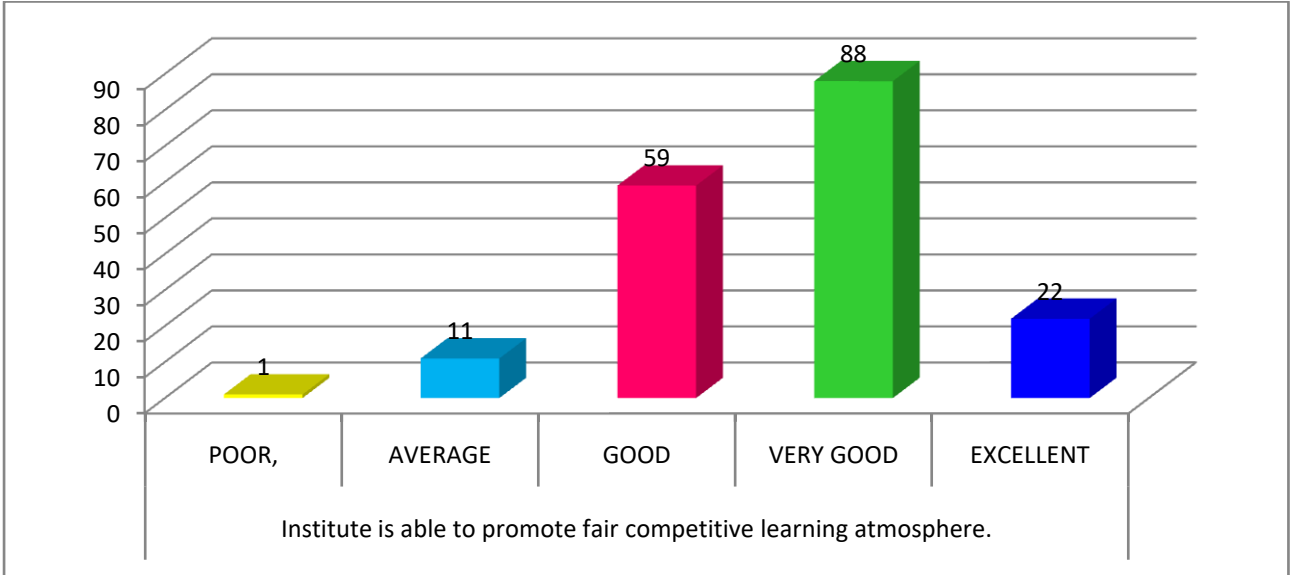
		Frequency	Percent
<b>Usage of ICT tools such as LCD projector, Multimedia, etc. while teaching.</b>	POOR,	5	2.8
	AVERAGE	12	6.6
	GOOD	59	32.6
	VERY GOOD	80	44.2
	EXCELLENT	25	13.8
	Total	181	100.0



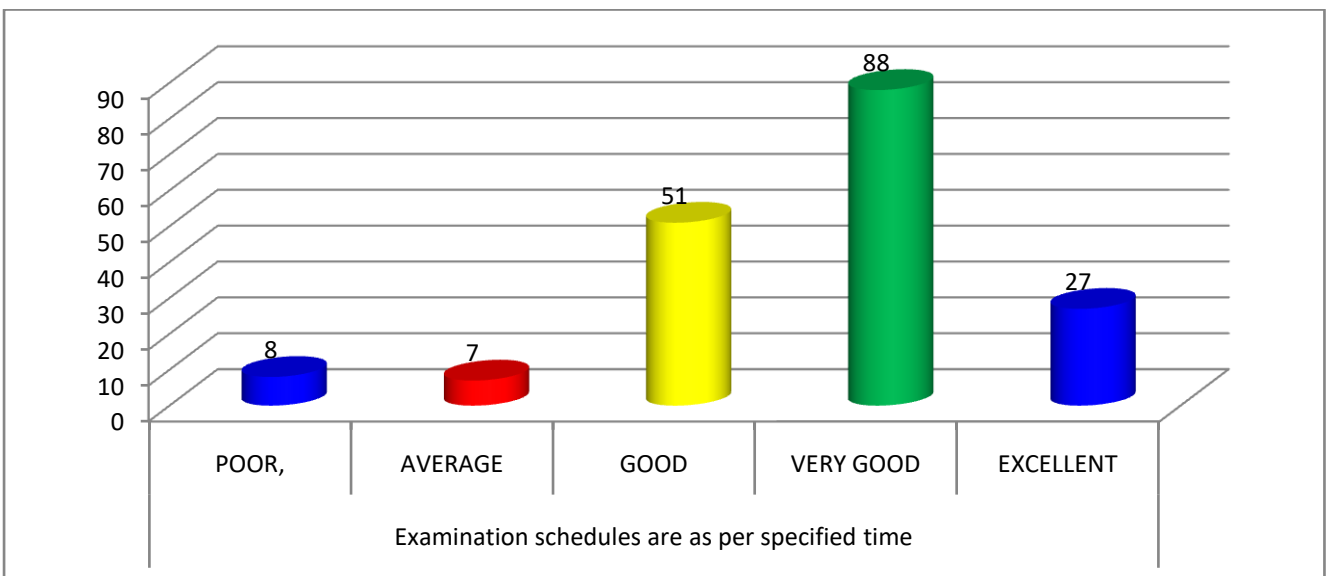
		Frequency	Percent
<b>Library offers a range of facilities that support</b>	POOR	2	1.1
	AVERAGE	2	1.1
	GOOD	64	35.4
	VERYGOOD	62	34.3
	EXCELLENT	51	28.2
	Total	181	100.0



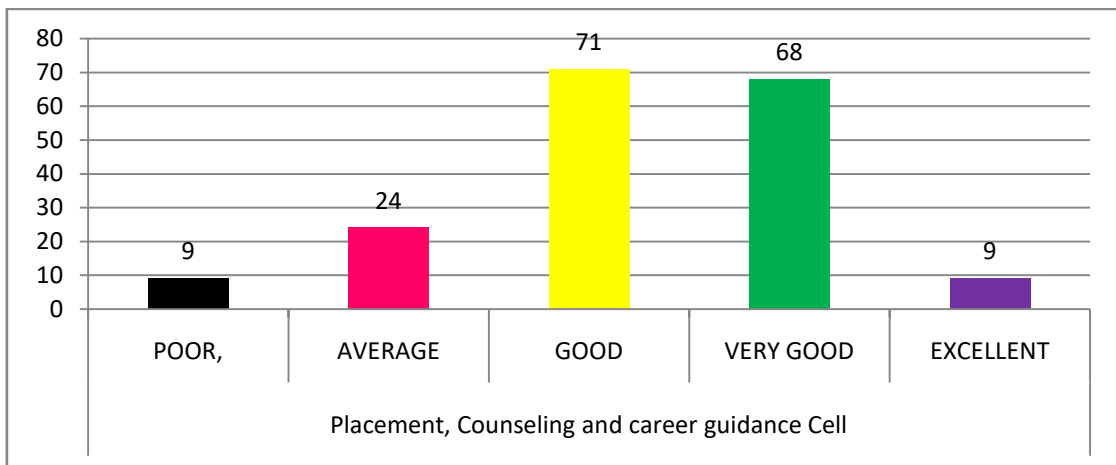
		Frequency	Percent
<b>Institute is able to promote fair competitive learning atmosphere.</b>	POOR,	1	.6
	AVERAGE	11	6.1
	GOOD	59	32.6
	VERY GOOD	88	48.6
	EXCELLENT	22	12.2
	Total	181	100.0



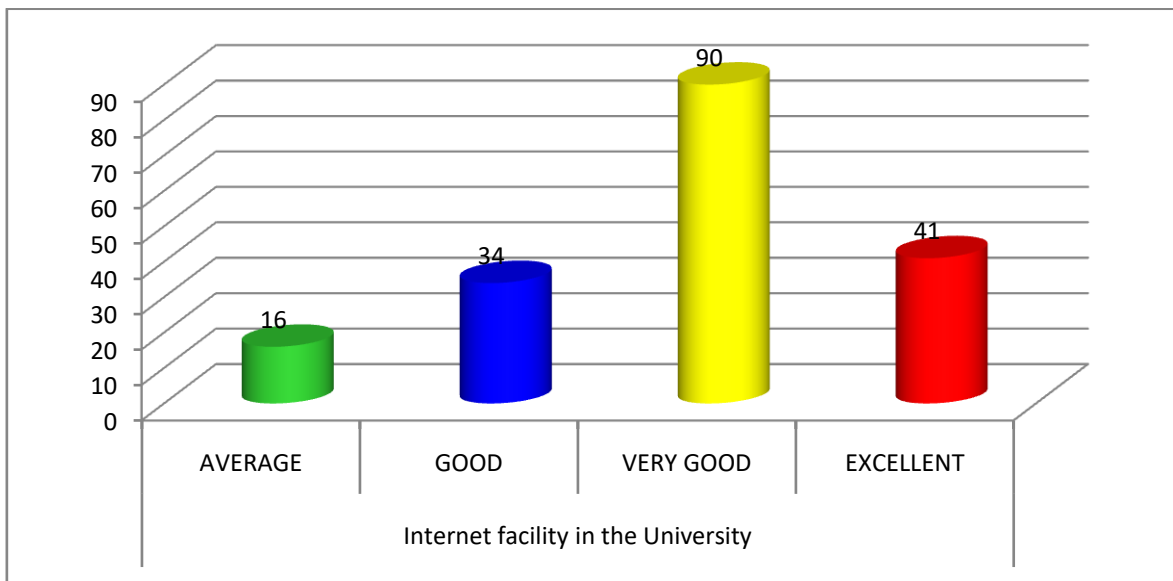
		Frequency	Percent
<b>Examination schedules are as per specified time</b>	POOR,	8	4.4
	AVERAGE	7	3.9
	GOOD	51	28.2
	VERY GOOD	88	48.6
	EXCELLENT	27	14.9
	Total	181	100.0



		Frequency	Percent
<b>Placement, Counseling and career guidance Cell</b>	POOR,	9	5.0
	AVERAGE	24	13.3
	GOOD	71	39.2
	VERY GOOD	68	37.6
	EXCELLENT	9	5.0
	Total	181	100.0



		Frequency	Percent
<b>Internet facility in the University</b>	AVERAGE	16	8.8
	GOOD	34	18.8
	VERY GOOD	90	49.7
	EXCELLENT	41	22.7
	Total	181	100.0



		Frequency	Percent
<b>Overall opinion on the University</b>	AVERAGE	14	7.7
	GOOD	61	33.7
	VERY GOOD	82	45.3
	EXCELLENT	24	13.3
	Total	181	100.0

